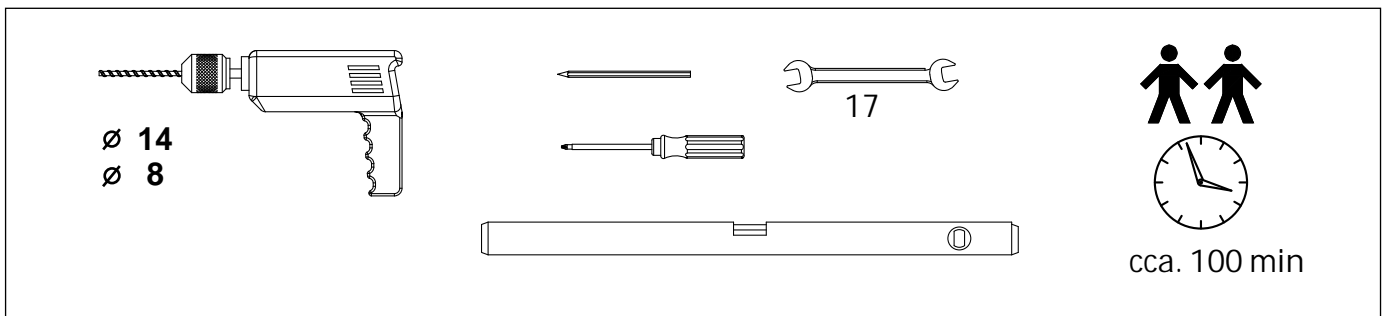
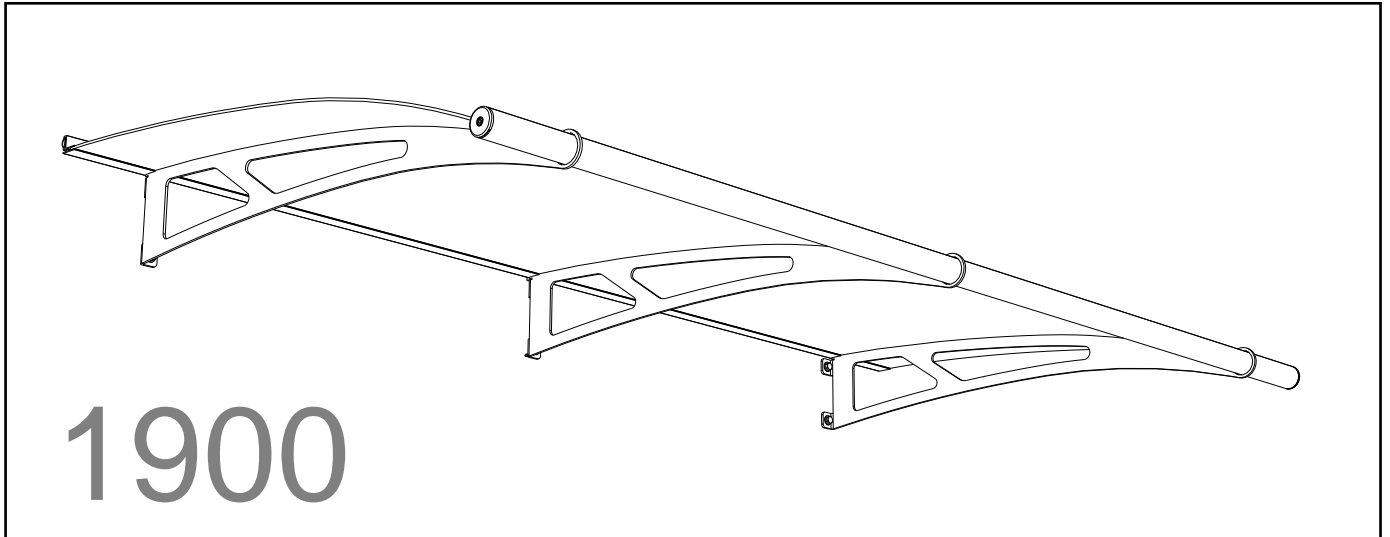




# St íšky - markýzy hloubky 950 mm s akrylátovou krytinou tl. 4 mm




## Upozorn ní:

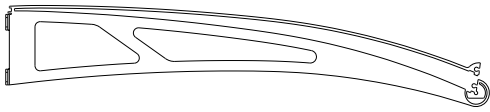
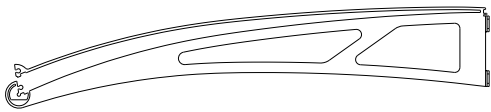
P ed montáží je třeba provést kontrolu zdiva a p ípadn použít alternativní ukotvení do zdi. Šrouby a hmoždinky, které jsou sou ástí montážní sady nemusí být vhodné pro kotvení do r zných typ zdí (duté cihly, tepelná izolace apod.).



Pokyny pro íšt ní:



Pro akrylátové sklo nepoužívejte ístící prostředky obsahující edidlo nebo prostředky na drhnutí. Používejte jen jemný mýdlový roztok nebo speciální ístící prostředky a m kku, nedrhnoucí tkaninu. Pro nerezovou ocel doporu ujeme Lightline shine konzervaci (170993).

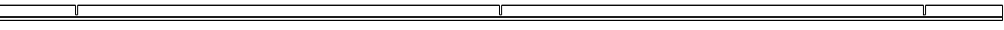





A  1900mm x 950mm x 4mm 1x



B  1x C  2x



D   1x

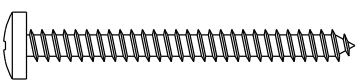
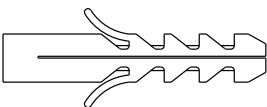
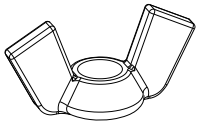
E   1x

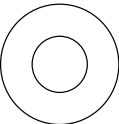

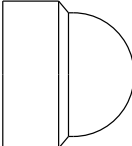
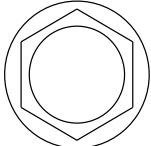

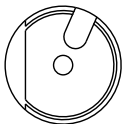


F   1x

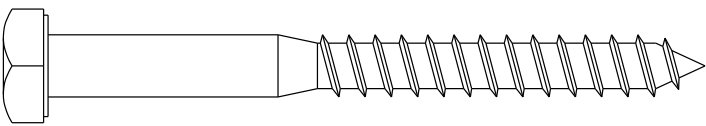
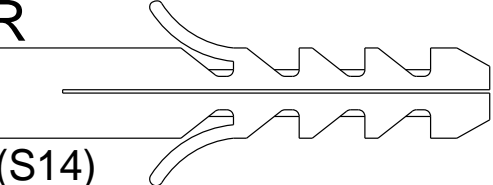
G   1x


H   1x



I   2x

J  K  4x L  1x

M   6x N   6x O   1x pravá P   1x levá

Q  (DIN 571 10x100) R  6x (S14)

S  2x

T   3x

